

# MITO 10

Multipurpose **Drilling Rig**

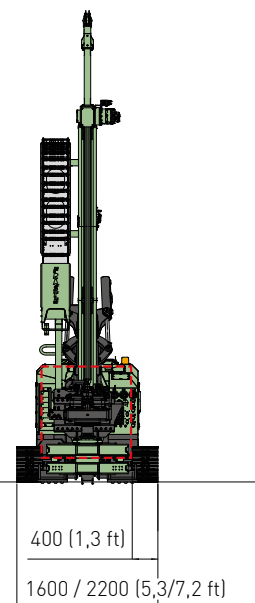
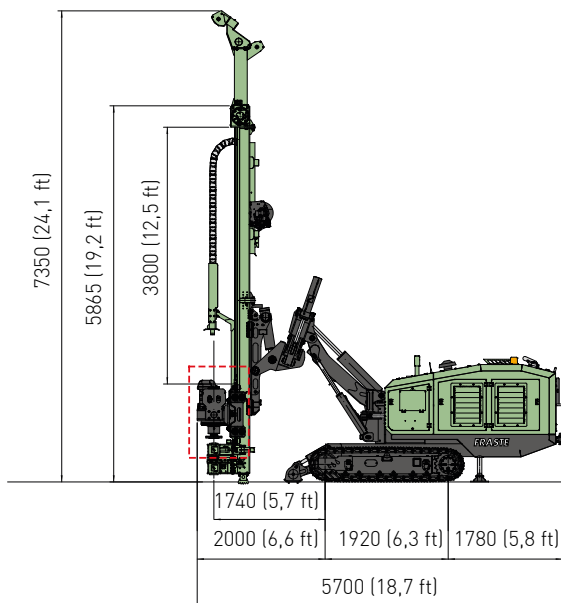
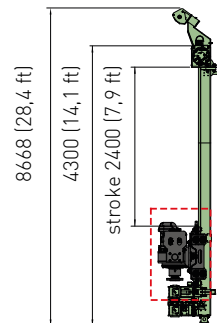
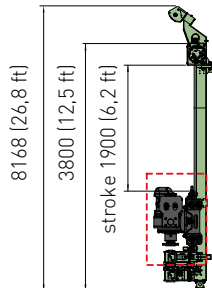
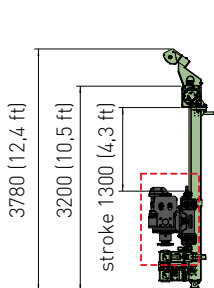
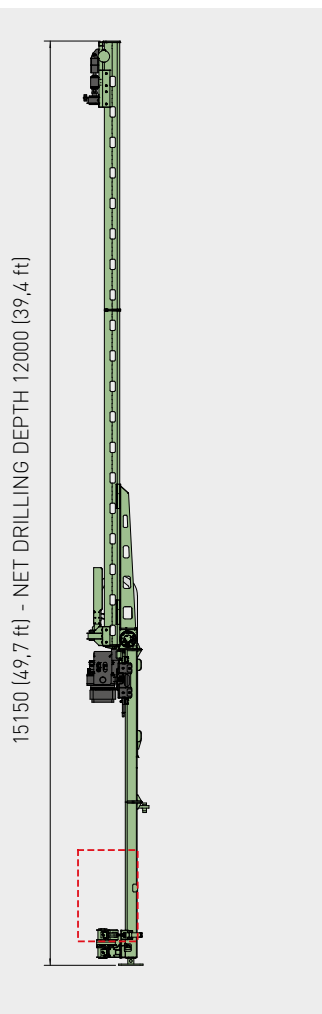


**ITALIAN** DRILLING RIGS  
MANUFACTURERS SINCE 1964





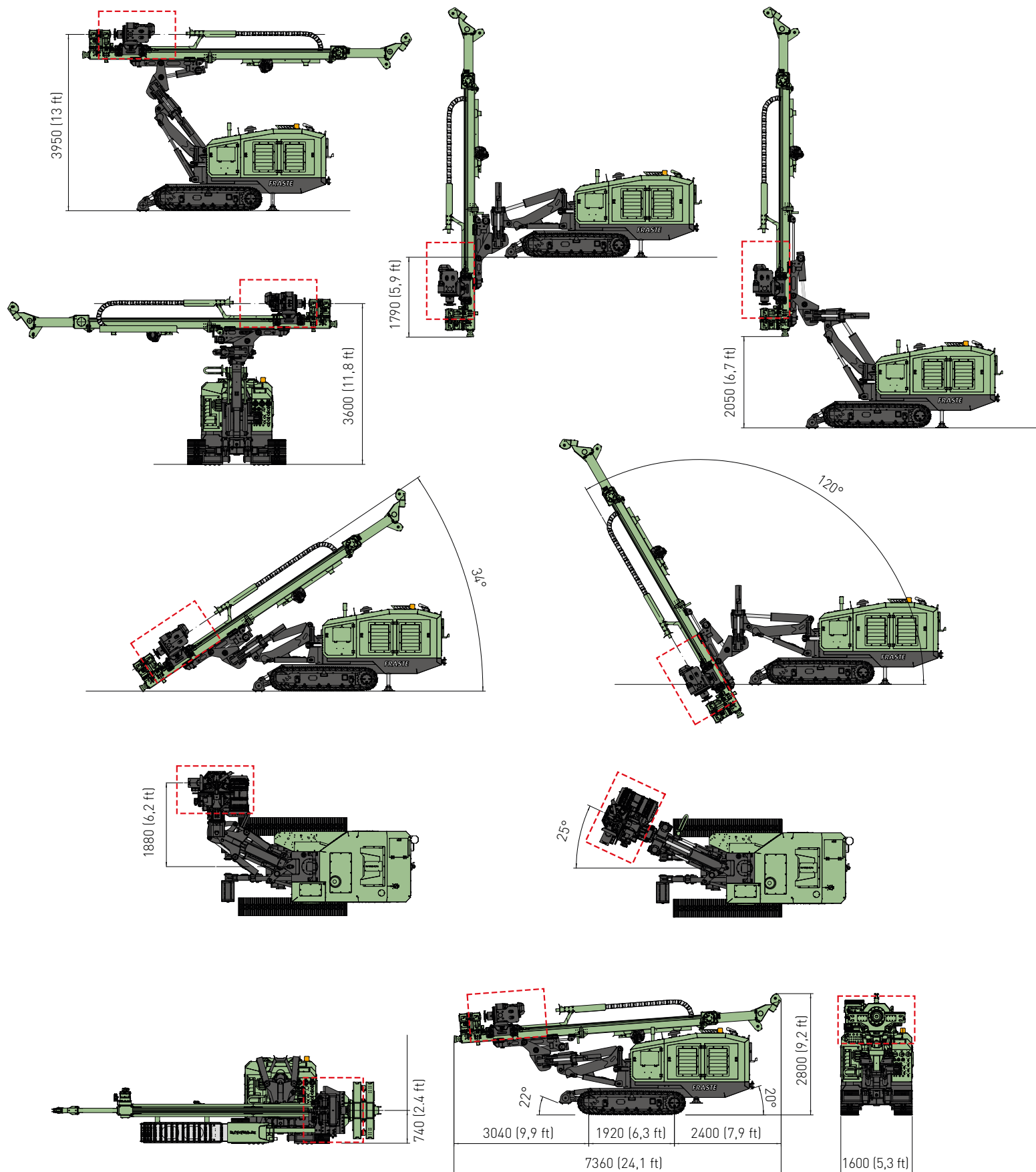
## JET GROUTING CONFIGURATION



MOTORE DIESEL	DIESEL ENGINE	
Potenza	Power	<b>CAT C4.4 - Stage V - Tier 4 F - 110 Kw (148 Hp)</b> <b>CAT C4.4 - Stage IIIA - Tier 3 - 106 Kw (142 Hp)</b>
Capacità serbatoio gasolio	Fuel tank capacity	<b>150 l (39,6 gal)</b>
Capacità serbatoio olio idraulico	Oil tank capacity	<b>310 l (82 gal)</b>
ANTENNA	MAST	
Corsa testa di rotazione	Rotary head stroke	<b>1300-1900-2400-3800 mm / (4,3- 6,2-7,9-12,5 ft)</b>
Tiro nominale	Nominal Pull-up force	<b>7600 daN (17080 lbf)</b>
Spinta nominale	Nominal Pull-down force	<b>7600 daN (17080 lbf)</b>
TESTA ROTANTE	ROTARY HEAD	
Coppia max.	Max. torque	<b>1460-1900-2400-2800 daNm (10768-14013-17701- 20651 lbf*ft)</b>
Velocità max.	Max. speed	<b>190-145-115-100 rpm</b>
MORSE	CLAMP AND BREAKER	
Diametro	Diameter	<b>48-260 mm (1,9"-10,2") / 60-360 mm (2,4"-14,2")</b>
PESO	WEIGHT	
		<b>~9900 Kg (~21800 lbf)</b>

# MITO 10

Innovation,  
Power, Versatility.





# MITO 10


**Innovation, Power, Versatility.**



## ACCESSORI - ACCESSORIES

Martello idraulico	Hydraulic drifter	
Verricello wire line	Wire line winch	
Pompa triplex	Triplex pump	160 l/min - 48 bar / (42 gpm - 700 PSI)
Pompa schiuma	Foam pump	34 l/min - 38 bar / (9 gpm - 550 PSI)
Pompa lavaggio	Washing pump	15 l/min - 150 bar / (4 gpm - 2175 PSI)
Lubrificatore di linea	Line lubricator	8,5 l/min - (2,25 gpm)
Testa alta velocità per carotaggi	High speed rotary head for coring	
Jet grouting kit	Jet grouting kit	12 m (39 ft 5")
Cilindri estrattori	Extractic cylinders	
Inclinometro elettronico	Electronic inclinometer	

ALTRI OPTIONAL DISPONIBILI A RICHIESTA - OTHER OPTIONALS ARE AVAILABLE ON REQUEST



I dati esposti sul presente catalogo possono variare senza preavviso - Specifications may change without notice