

MITO 20

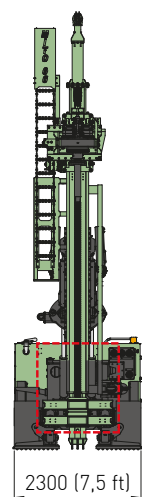
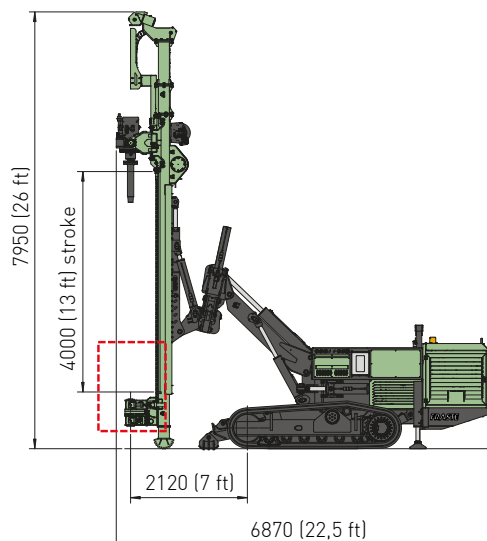
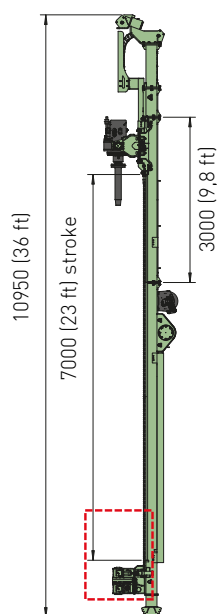
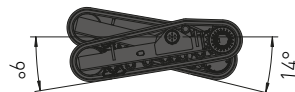
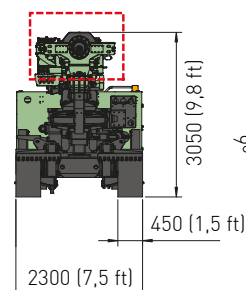
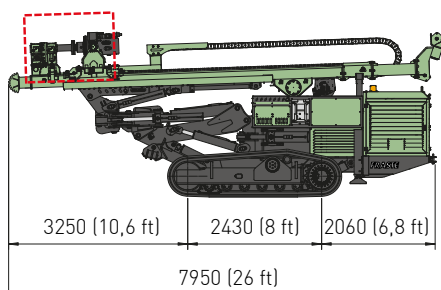
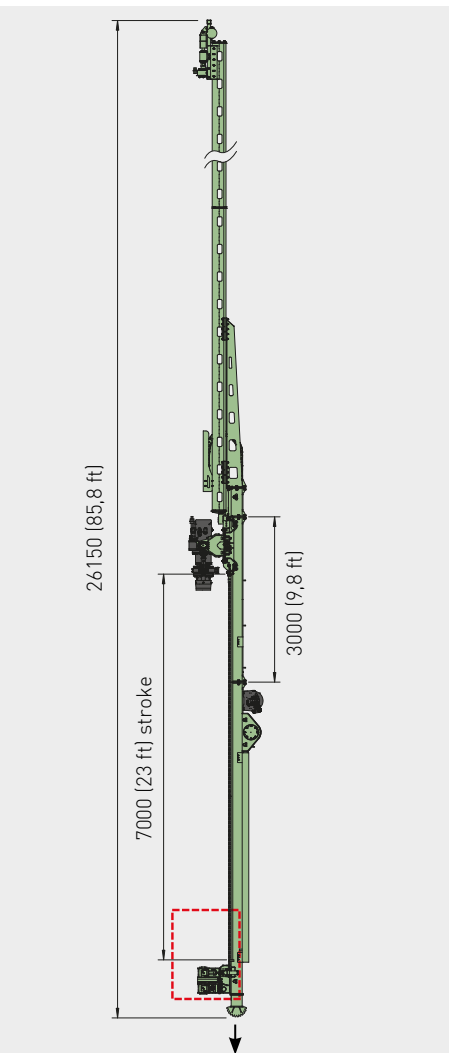
Multipurpose **Drilling Rig**



ITALIAN DRILLING RIGS
MANUFACTURERS SINCE 1964



JET GROUTING CONFIGURATION

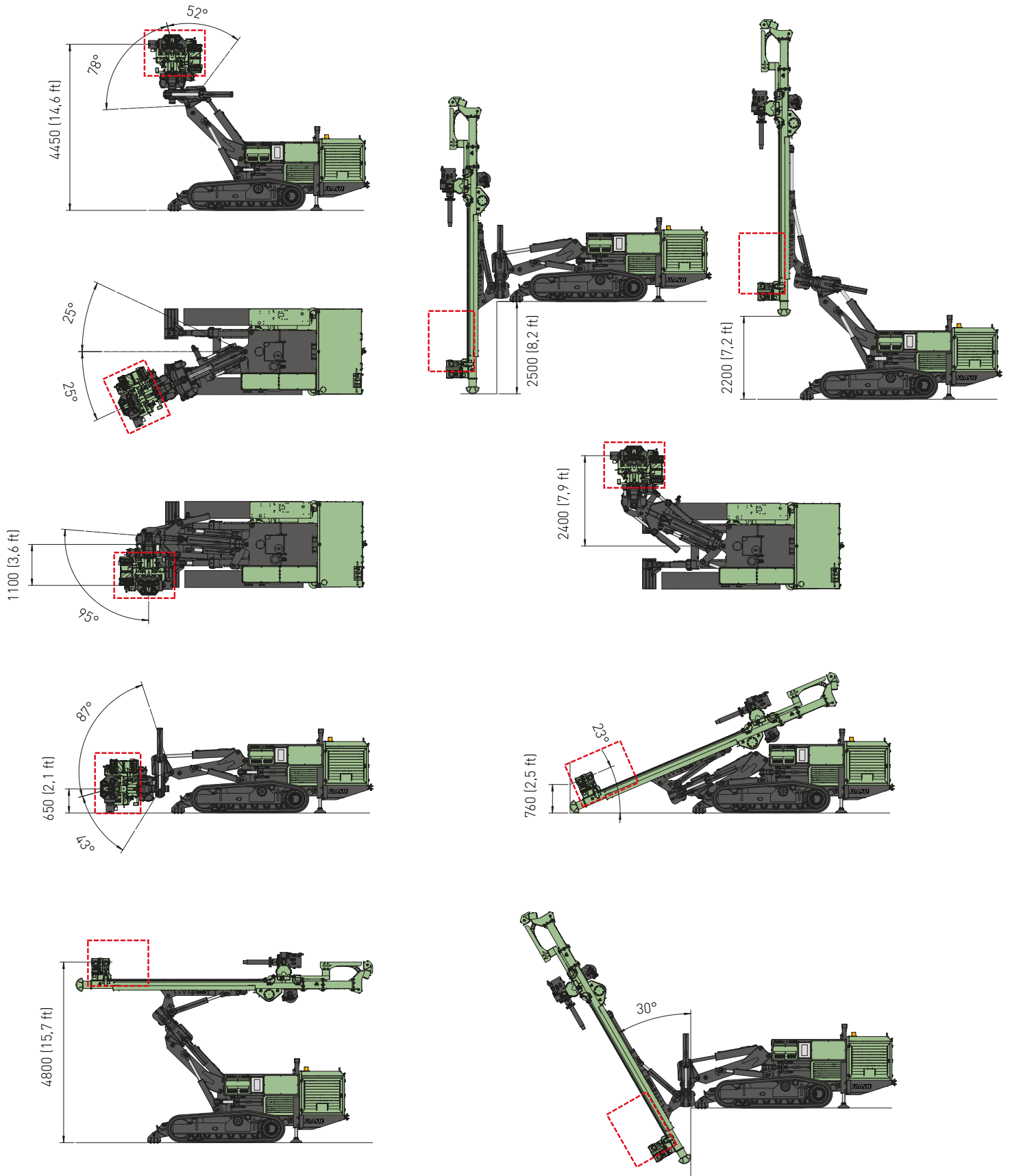


21,5 m (70,5 ft) single pass depth - 7000 mm (23 ft) stroke / 18,5 m (60,7 ft) single pass depth - 4000 mm (13 ft) stroke

| MOTORE DIESEL | | DIESEL ENGINE |
|-----------------------------------|-------------------------|---|
| Potenza | Power | CAT C4.4 - Stage V - Tier 4 F - 129,4 Kw (173,5 Hp) CAT C7.1 - Stage IIIA - Tier 3 - 129 Kw (173 Hp) |
| Capacità serbatoio gasolio | Fuel tank capacity | 220 l (58 gal) |
| Capacità serbatoio olio idraulico | Oil tank capacity | 430 l (113,6 gal) |
| ANTENNA | | MAST |
| Corsa testa di rotazione | Rotary head stroke | 4000-7000 mm / (13-23 ft) |
| Tiro nominale | Nominal Pull-up force | 10600 daN (23830 lbf) |
| Spinta | Nominal Pull-down force | 10600 daN (23830 lbf) |
| TESTA ROTANTE | | ROTARY HEAD |
| Coppia max. | Max. torque | from 1460 to 2800 daNm (from 10768 to 20651 lbf*ft) |
| Velocità max. | Max. speed | 190-145-115-100 rpm |
| MORSE | | CLAMP AND BREAKER |
| Diametro | Diameter | 60-360 mm (2,4"-14,2") / 60-415 mm (2,4"-16,3") |
| PESO | | WEIGHT |
| | | ~18500 Kg (~40800 lbf) |

MITO 20

Innovation,
Power, Versatility.



MITO 20


Innovation, Power, Versatility.



ACCESSORI - ACCESSORIES

| | | |
|--|------------------------------------|--|
| Caricatore idraulico per aste e tubi di rivestimento | Hydraulic rod & casing carousel | 5 rods 3000 mm / Ø 88,9-114,3 mm |
| Martello idraulico | Hydraulic drifter | |
| Pompa triplex | Triplex pump | 200 l/min - 70 bar / (52 gpm - 1015 PSI) |
| Pompa schiuma | Foam pump | 34 l/min - 38 bar / (9 gpm - 550 PSI) |
| Pompa lavaggio | Washing pump | 15 l/min - 150 bar / (4 gpm - 2175 PSI) |
| Lubrificatore di linea | Line lubricator | 8,5 l/min - (2,25 gpm) |
| Testa alta velocità per carotaggi | Hight speed rotary head for coring | |
| Cilindri estrattori | Extractic cylinders | |
| Doppia testa | Double head | |
| Jet grouting kit | Jet grouting kit | 21,5 - 18,5 m (70,5 - 60,7 ft) |
| Inclinometro elettronico | Electronic inclinometer | |

ALTRI OPTIONAL DISPONIBILI A RICHIESTA - OTHER OPTIONALS ARE AVAILABLE ON REQUEST



I dati esposti sul presente catalogo possono variare senza preavviso - Specifications may change without notice