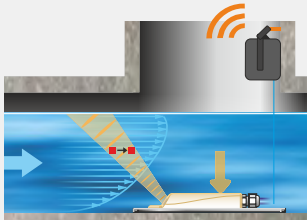
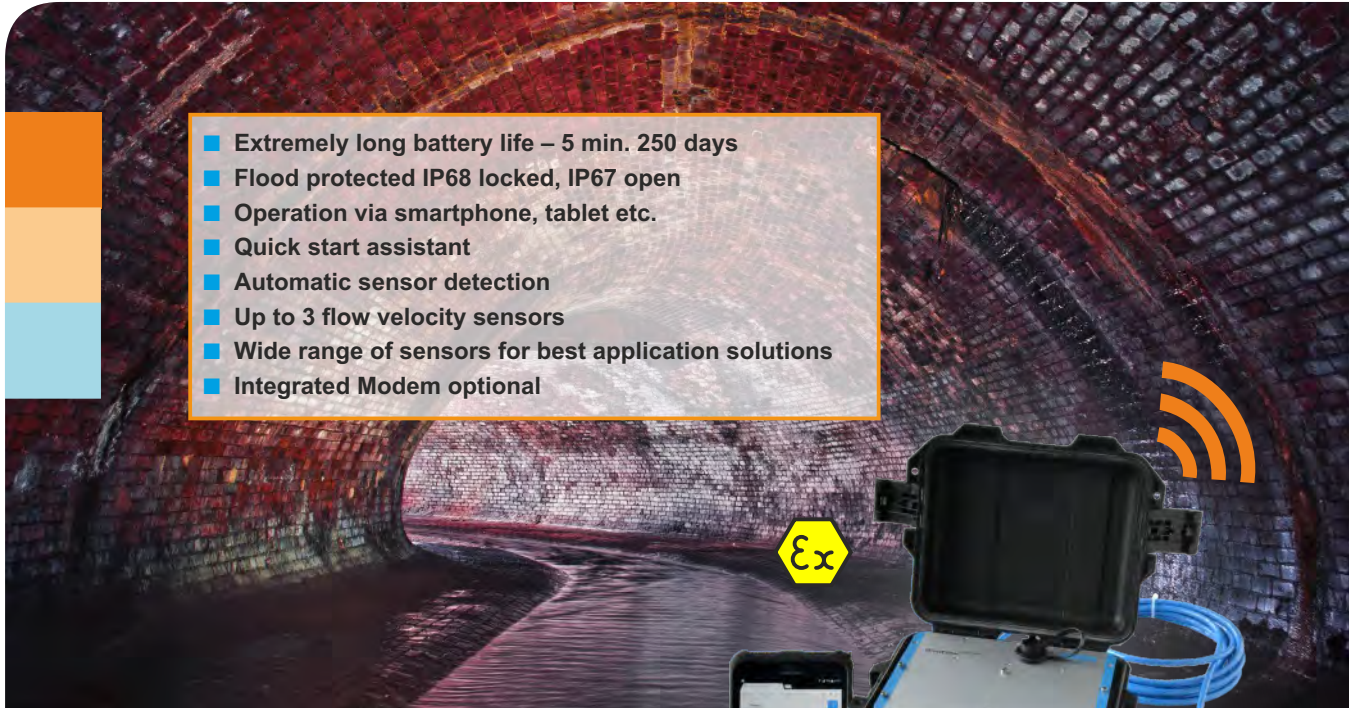





- Extremely long battery life – 5 min. 250 days
- Flood protected IP68 locked, IP67 open
- Operation via smartphone, tablet etc.
- Quick start assistant
- Automatic sensor detection
- Up to 3 flow velocity sensors
- Wide range of sensors for best application solutions
- Integrated Modem optional



## NivuFlow Mobile 750

For high accurate and portable flow metering in part filled and full channels. The well thought-out power management and the built-in modem allow long-term measuring with automatic data transmission.

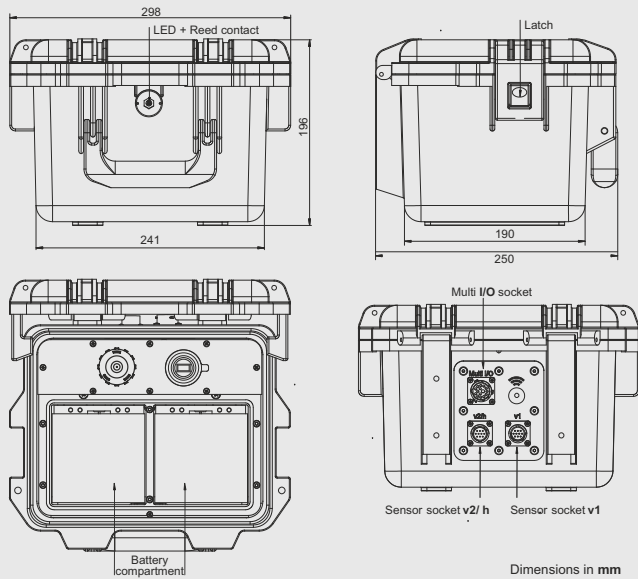


NivuFlow Mobile 750 is the successor to the PCM product family. Based on the ultrasonic cross correlation technology with flow profile detection the portable system provides highest accuracy. Accessories such as a calibrated pipe measuring section to force full filled pipes or appropriate sensor mounting materials provide the best possible conditions for impeccable measurements.

The modern operating concept via web browser in connection with tablet, smartphone etc. is intuitive and enables quick commissioning. Here, a quick start assistant guides through the most relevant parameter settings. The optional built-in modem provides automatic data transmission via e-mail, FTP or web portal. In combination with the long battery life the number of maintenance jobs can be reduced to a minimum.



### Transmitter

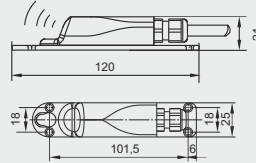


### Transmitter

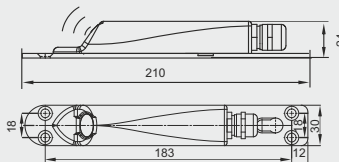
Measurement principle	Ultrasonic cross correlation w. flow profile detection
Power supply	<ul style="list-style-type: none"> <li>• 2 x rechargeable batteries 12V/15 Ah, lead gel</li> <li>• charger 100 - 240 V AC / 50 to 60 Hz / 50 VA</li> </ul>
Enclosure	<ul style="list-style-type: none"> <li>• Material: HPX high-performance synthetic resin</li> <li>• Weight: approx. 2.2 kg (without battery and hoop guards)</li> <li>• Protection: IP68 locked / IP67 open</li> </ul>
Operating temperature	- 20°C to + 50°C / - 15°C to + 50°C for Ex-Zone 1
Storage temperature	- 20°C to + 70°C
Max. humidity	90 %, non-condensing
Display	Status LED (RGB)
Ex-Approval	Optional: II 2G Ex eb ib [ib] mb IIB T4 Gb
Operation	Magnet switch, via WLAN using Smartphone, Tablet, Notebook...
Inputs	<ul style="list-style-type: none"> <li>• 2x 0/4 - 20 mA (active/passive)</li> <li>• 1x 0/4 -20 mA (passive)</li> <li>• 1x active digital input</li> <li>• 1x connection socket for battery charger or alternative power supply</li> <li>• 2x connection sockets for flow velocity, combi and level sensors</li> </ul>
Outputs	<ul style="list-style-type: none"> <li>• 1 x analog output 0 - 10 V</li> <li>• 1 x potential-free digital output as SPDT / bistable</li> <li>• 1 x USB for readout of values via USB stick</li> </ul>
Storage cycle	5 sec. - 60 min, cyclic or event-based
Data memory	Internal memory, covering a period of 1.5 years at a measurement interval of 5 minutes
Data transmission	<ul style="list-style-type: none"> <li>• Via plug-in USB stick</li> <li>• Via WLAN</li> <li>• Via GPRS, UMTS, LTE</li> </ul>

### Sensors



#### CSM wedge sensor



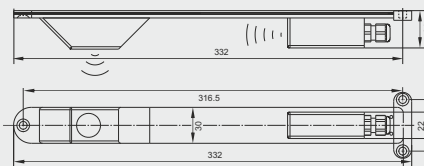
#### CSM-D wedge sensor



#### CSP wedge sensor

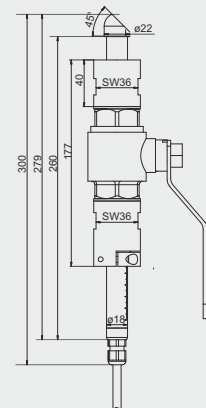


#### DSM level sensor



Dimensions in mm

#### CSM pipe sensor



### Sensors

#### CSM, CSM-D, CSP wedge sensors, CSM pipe sensor

Measurement principle	cross correlation w. real flow profile measurement
Protection	IP68
Ex-Approval (optional)	II 2G Ex ib IIB T4 Gb
Measurement range	-100 cm/s to +600 cm/s
Operating temperature	-40 °C to +80 °C
Operation pressure	CSM: max. 4 bar, CSM-D: max. 1 bar
Scan layers	max. 16
Measurement uncertainty (per scan layer)	< 1 % of measurement value (v > 1 m/s) ± 0.5 % of meas. value +5 mm/s (v < 1 m/s)
Zero point drift	absolutely zero point stable

#### CSM-D, CSP: Level Measurement - Pressure

Measurement range	0 to 500 cm
Zero point drift	max. 0.75 % of final value
Measurement uncertainty	< 0.5 % of final value

#### DSM Level Sensors

Measurement principle	Transit time / time of flight with air ultrasound
Protection	IP68
Ex-Approval (optional)	II 2G Ex ib IIB T4 Gb
Measurement range	0 to 200 cm
Measurement uncertainty	< ± 5 mm
Dead zone	(from mounting plate) 4 cm

The complete technical specifications can be found in the Technical Documentation or on [www.nivus.com](http://www.nivus.com)