

Peristaltic Pumps

Meet our Peristaltic Pump Product Range



Groundwater Sampling Made Easy

The right pump for every job

Our line of groundwater samplers has been expanded with two new additions. The Peristaltic Pump ROYAL replaces the 12 VDC Advanced. It has undergone extensive improvements, with a new pump head and updated software. The Peristaltic Pump PRO offers just the essential features, building on the success of the ROYAL model, but at a lower price point. Both pumps are lightweight and built to withstand the toughest conditions.

Our battery-powered field pumps can pump up water from a depth of up to 9 metres, as well as air. Their continuous low-flow pumping method makes the pumps perfectly suitable for sampling and purging monitoring wells. To prevent cross contamination, simply exchange the tubes of the pump.

The peristaltic pumps are controlled by a microprocessor which provides adjustable constant speed, overload protection and various external control functions. The integrated compartment for a 12 Volt lithium-ion battery makes it possible to use the pumps in the field without additional power requirements. The optional carrying strap makes the pump easily portable.

By using the filter holder or 0.45 micron disposable filters for removal of soil particles from water samples, in-line filtration for sampling of groundwater can be done.

Use your Peristaltic Pump for:

Environmental soil research
Monitoring well installation
Monitoring water quality
Ground water sampling
Water quality research
Anaerobe sampling
Water sampling



Peristaltic Pump PRO

- Simplified model
- Compact, lightweight & splash-waterproof
- Quick-loader
- Compatible with inch size tubes: $\frac{3}{32}$ " (2.4 mm)


















Peristaltic Pump ROYAL

- New pump head
- Updated software and advanced features
- Extended depth capability – up to 30 m
- Memory for rotational speed
- Digital display

PRO vs ROYAL

The Peristaltic Pump PRO and ROYAL are both specifically produced for field use. Their designs are lightweight and portable, with highly splash-waterproof housings. No matter which pump you select, you can rely on its ability to operate safely, efficiently, and flawlessly in the field.

	PRO	ROYAL
Features	  Fewer features - for basic usage	    More features - for advanced usage
Robustness	  Less robust to enhance portability	    More robust to ensure durability
Costs		 

Specifications

Item	Specifications Peristaltic Pump PRO	Specifications Peristaltic Pump ROYAL
Housing		
Dimensions main housing (lxwxh)	350x325x155 mm (max.)	350x325x155 mm (max.)
Weight excl. lithium-ion battery	7 kg (approx.)	7 kg (approx.)
Lithium-ion battery (LiFe PO ₄)	10 Ah: 1.5 kg 7 Ah: 0.86 kg	10 Ah: 1.5 kg 7 Ah: 0.86 kg
Material standard main housing	HIPS	HIPS
Main housing interior	Stainless steel	Stainless steel
Pump housing	PPS (plastic)	Coated aluminium
Metal pump (rotor) parts	Corrosion resistant materials	Stainless steel
Tubing (preferred)		
Material pump tube	Silicone	Silicone
Rigidity pump tube	60±5° Shore-A	60±5° Shore-A
Wall thickness	3/32" (2.4 mm)*	2.0...2.2 mm
Diameter pump tube (Øinside x Øoutside)	3/16" ID x 3/8" OD	4x8 mm & 6x10 mm
Pump characteristics		
Suction head (depending on ambient and tube conditions)	3/16" ID x 3/8" OD 8...9.5 m.wc**	Tube Ø 4x8 mm: 8...9.5 m.wc** Tube Ø 6x10 mm: 6...9 m.wc**
Minimum flow rate @ 10 rev./min.	ca. 20 ml/min.	ca. 50 ml/min.
Maximum flow rate @ 400 rev./min. (depending on height/peripheral factors)	ca. 800 ml/min.	ca. 2000 ml/min.
Electrical		
Prescribed lithium-ion battery (LiFe PO ₄) 10 Ah/7 Ah	12.8 VDC	12.8 VDC
External power supply	12 VDC 3.34 A	12 VDC 3.34 A
Ambient/operational conditions		
Temperature	-10...+40° C	-10...+40° C
IP-class	IP-66	Min. IP-66 (dust- and splash proof)
Relative air humidity	0...100%	0...100%
Certification		
CE	CE-conform	CE-conform
Machinery directive	2006/42/EC	2006/42/EC
EMC directive	2014/30/EU	2014/30/EU
RoHS directive	2011/65/EU	2011/65/EU
WEEE directive	2012/19/EU	2012/19/EU

* Note: The Peristaltic Pump PRO is only compatible with tubes in inch sizes. These do not fit on the Peristaltic Pump ROYAL.

** Metres of Water Column

Get started with the Perfect Pump Set

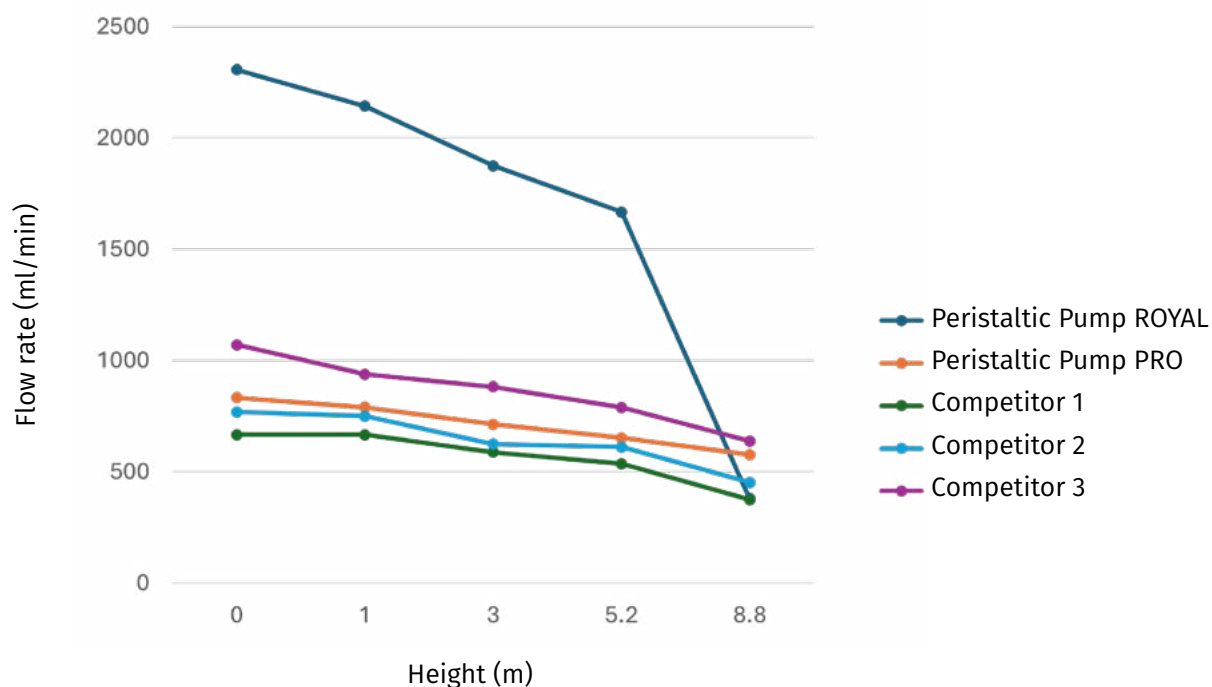
Choose from our complete sets, ready to streamline your field work:

- Peristaltic Pump PRO Set: Lightweight, portable, and ideal for basic tasks.
- Peristaltic Pump Royal Set: Robust, feature-rich, and perfect for demanding applications.
- Motorised Foot Valve Pump Set: For deep groundwater sampling with maximum mobility.

Flow rate comparisons

High quality, robust, lightweight and portable: these characteristics define our pumps. With outstanding flow rates that match or even surpass those of our competitors, they are a great choice for reliable and accurate groundwater sampling.

The Peristaltic Pump PRO, with its quick-loader pump head, delivers flow rates that match those of similar pumps. The Peristaltic Pump ROYAL, with a more advanced pump head, easily surpasses the others. Note that the actual flow rate is always dependent on the tube used and ambient conditions.



	0	1 metre	3 metres	5.2 metres	8.8 metres
Peristaltic Pump ROYAL	2307	2143	1875	1667	380
Peristaltic Pump PRO	833	790	714	652	577
Competitor 1	667	667	588	536	375
Competitor 2	769	750	625	612	452
Competitor 3	1071	938	882	789	638

ROYAL Eijkelkamp
Meet the difference

Nijverheidsstraat 9
6987 EN Giesbeek
The Netherlands

T +31 (0) 313 880 200
E info@eijkelkamp.com
I royaleijkelkamp.com